



Killingly Public Schools
Great Things Happen Here!

Killingly Public Schools 10 Minute Journey - Mental Health Support Systems

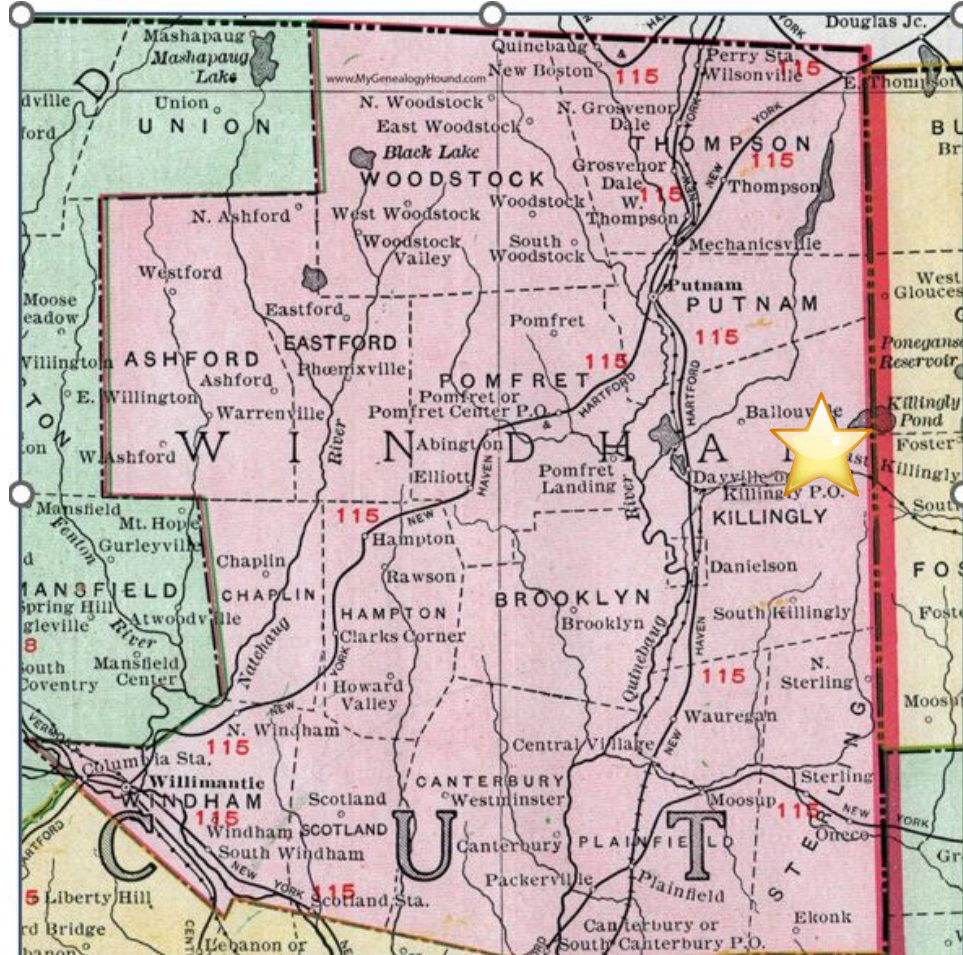
2022-present

Enrollment & Student Populations

- **Total Students:** 2,392
- **English Learners (EL):** 64 students
- **Free/Reduced Lunch:** 51.09% eligible
- **Special Education (SPED):** 21.36% of students

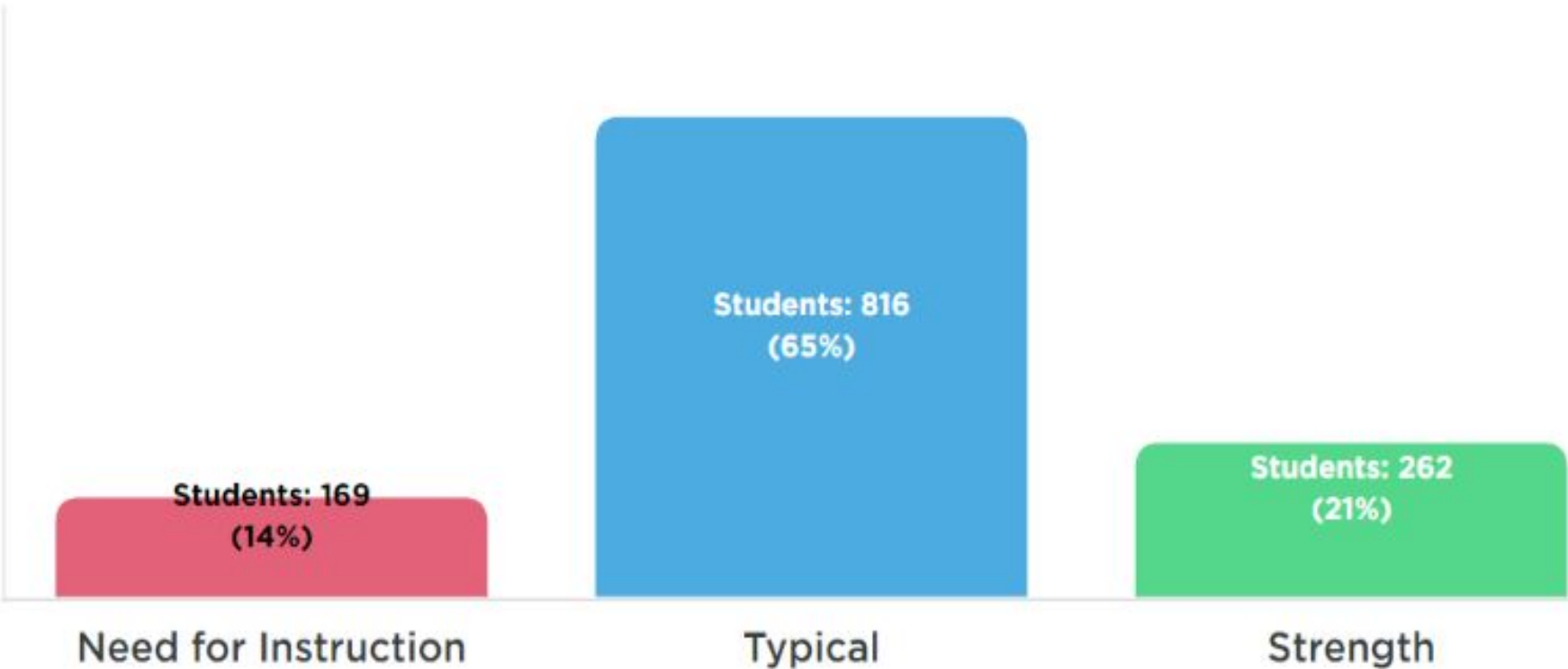
Racial/Ethnic Makeup

- **White:** 75.61%
- **Hispanic:** 13.26%
- **Two or More Races:** 6.90%
- **Black/African American:** 2.13%
- **Asian:** 1.84%



PRIORITY AREA #2

Number & Percentage of
Students



Identified group and invite staff
members to register

Establish a **fidelity monitoring** process for SEL implementation


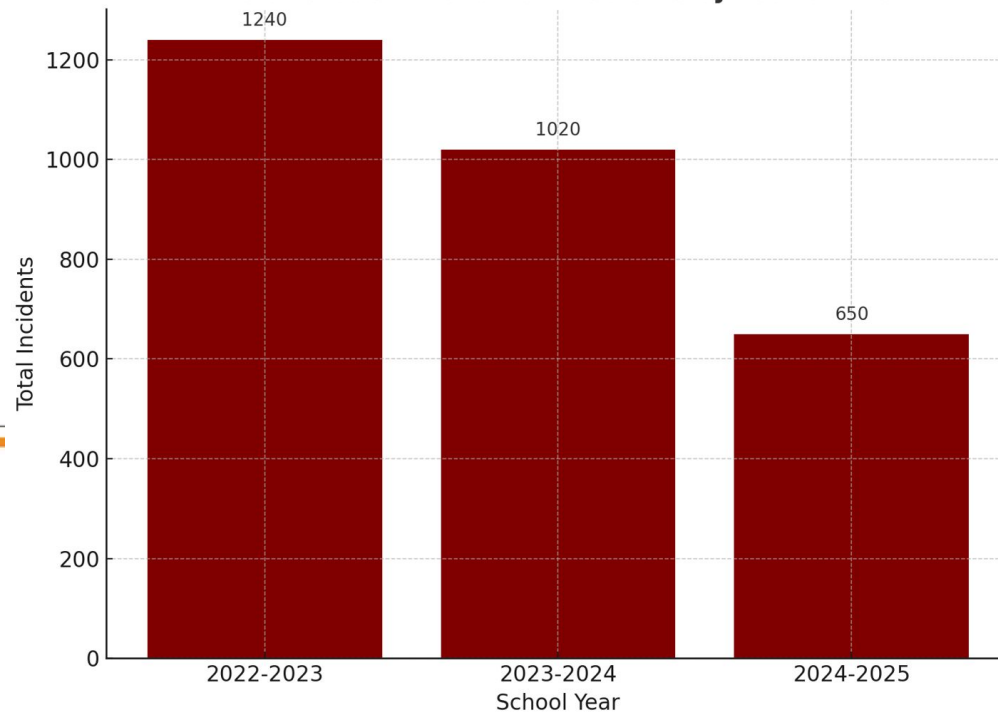
School team

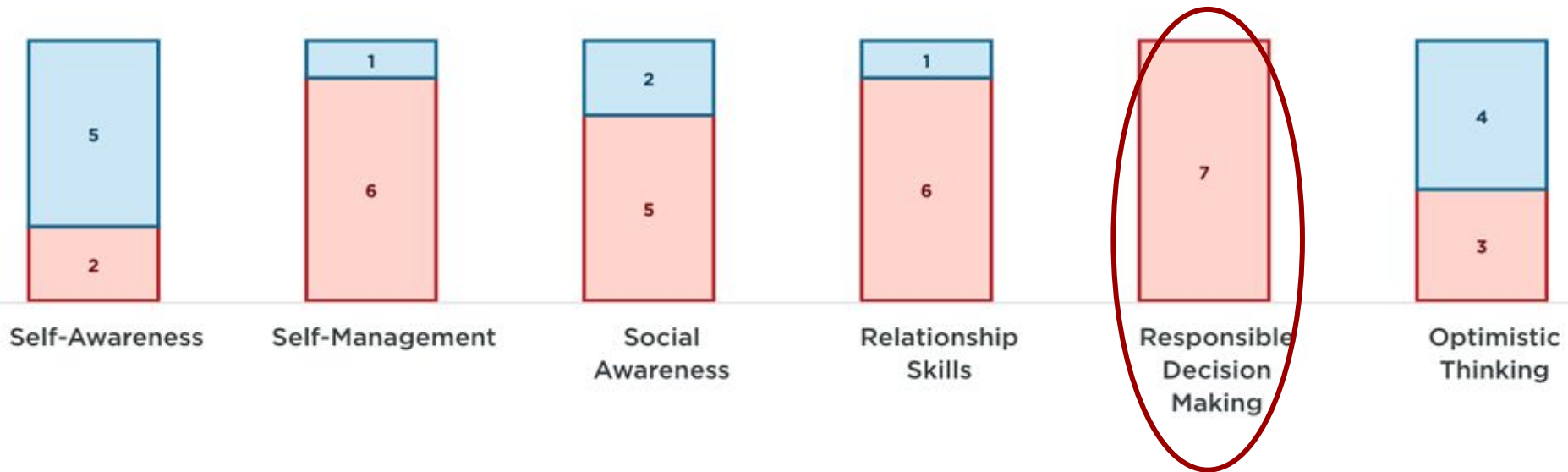
2/28/26

**If RULER or DESSA do not have their own fidelity monitoring tools, you might need to develop a new tool. The fidelity monitoring tool may include as an example: a principal*

KIS

Total Student Behavior Incidents by Year at KIS







Killingly Public Schools - Great Things Happen Here

Student Climate Survey	2022	2025	Change
I feel connected to at least one adult in my school	80%	85%	+5
My teachers give me feedback on my work.	85%	92%	+7
My teacher(s) really know who I am as a person.	61%	71%	+10
Students in my school treat each other with respect.	53%	62%	+9
If I am having a problem, there is an adult in my school I can go to to help me solve it.	76%	83%	+7
People in my school listen to my ideas.	62%	76%	+6
I know what the rules are for behavior in my school.	95%	97%	+2
I feel safe in my school.	80%	87%	+7
What I learn in school is interesting.	68%	75%	+7
When learning is hard, my teacher helps me to understand.	80%	90%	+10

“Through this data, teachers were able to see if their class was lacking in one particular area and then tailor lessons around these areas. We were able to see improvements in scoring across classrooms.”

“The social work team also utilized at the end of the year MTSS and annual IEP meetings, to show the progression of their CASEL competencies in each meeting we held. The team would show data from beginning, mid year, and end of year to allow families to understand the importance of social emotional skills.”

“KMS teachers found that completing the DESSA each trimester was a good exercise for them. It made teachers stop, think, and evaluate in a way they hadn’t done before.”

“ I also found that DESSA was a great data point for me to use at PPT and 504 meetings. I was able to present DESSA data and used it as another piece of the puzzle that helped the team make informed decisions.”

“From this information, we developed a Google Document that was shared with all of the students' teachers which included specific skills that the students could use further direct instruction on. “