

JUVENILE JUSTICE EQUITY DASHBOARD DEVELOPMENT UPDATE

Presentation to the Juvenile Justice Policy Oversight Committee

NOVEMBER 21, 2024

Presented by:

Maurice Reaves, Assistant Division Director

Kevin Neary, Research Unit Director

Office of Policy and Management

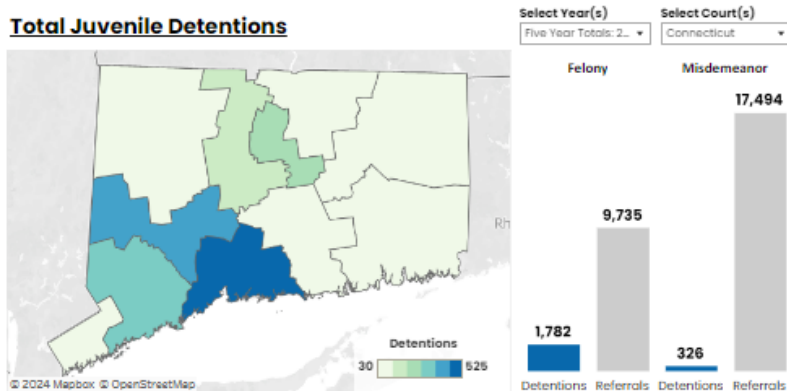
Criminal Justice Policy and Planning Division

Connecticut's Juvenile Justice Equity Dashboard: Detention Measure Added



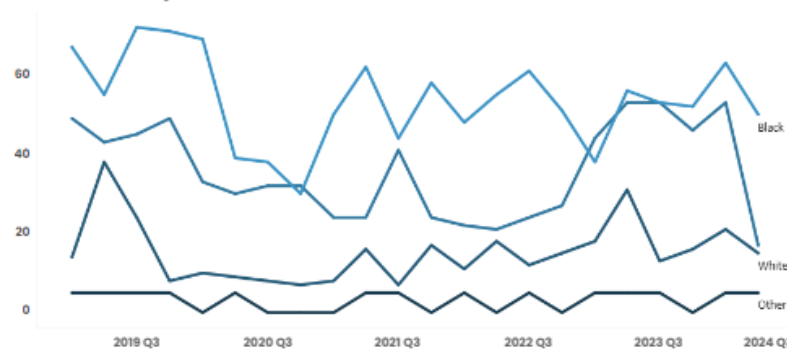
Juvenile Detentions in Connecticut

Total Juvenile Detentions



In Connecticut, when a juvenile receives a delinquent referral during a custodial arrest, law enforcement has the option to seek an order to detain. This is considered if officers believe that releasing the juvenile to a guardian or the community before trial could pose a public safety risk. No detention of a juvenile may occur without an order from a judge. A 24-hour system maintained by court staff is available for officers to check a juvenile's legal standing, such as past offenses or active cases, and seek a detention order if necessary.

Total Quarterly Juvenile Detentions



This metric shows delinquent court referrals where the juvenile was **detained by court order prior to their first appearance**. Detentions are shown by court district, offense type, and quarter. Detentions that occur post-hearing or post-disposition are not included in this metric.

**Other comprises Native American/Alaskan Native, Asian and Native Hawaiian/Pacific Islander*

In July 2024, the dashboard project team launched the third measure examining detentions ordered following a delinquent referral.

- <https://data.ct.gov/stories/s/2ppm-urt7>

Detentions: A short-term confinement, primarily used after a youth has been arrested, but before a court has determined the youth's innocence or guilt.

Geography: Juvenile Court District

Available Data: January 2019 – June 2024

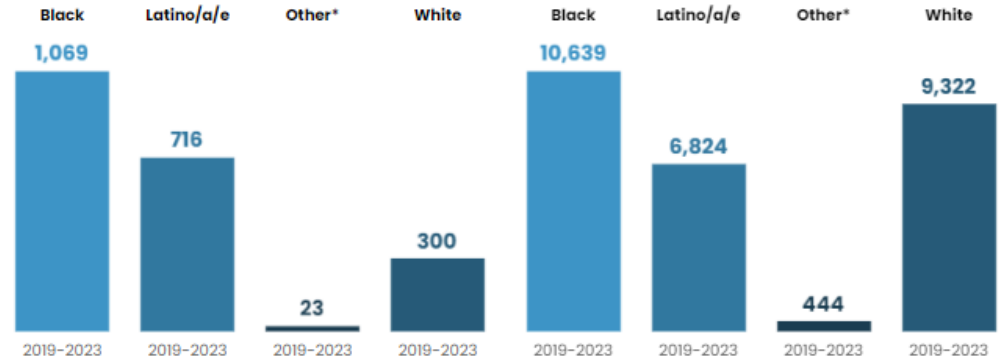
Additional Specificity:

- Race/ethnicity
- Gender
- Charge type (i.e. Misdemeanor, Felony, or "Any" which includes both)

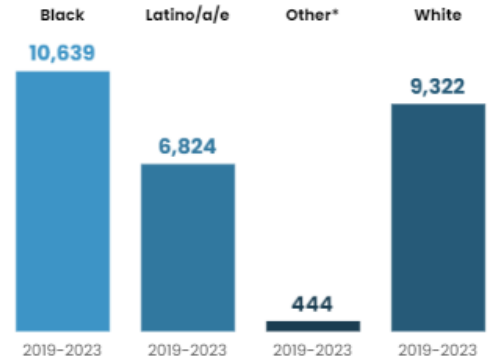
Connecticut's Juvenile Justice Equity Dashboard: Detention Measure Equity Comparison

Select Period: Five Year Total
 Select Year(s): 2019-2023
 Select Gender: Both
 Select Court District: Connecticut
 Select Charge Type: Any, Any, Felony, Misdemeanor

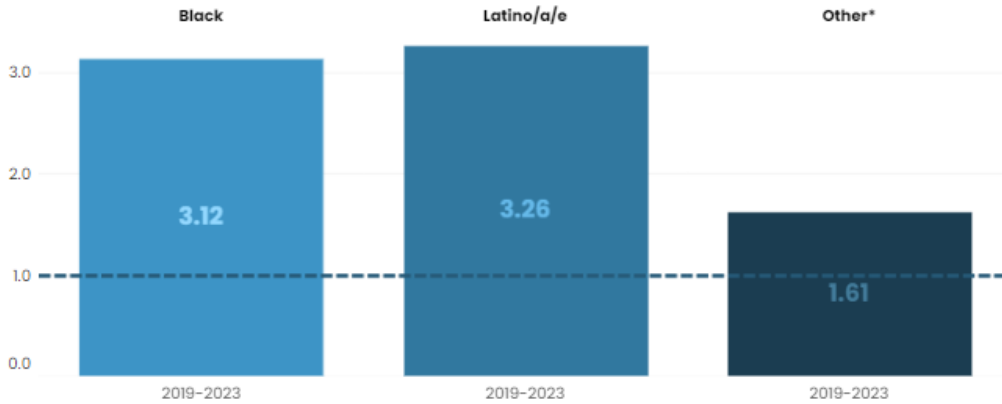
Juvenile Detentions by Year: Any Charge(s)



Total Referrals by Year: Any Charge(s)



Relative Rate Index: Detentions for Any Charge(s)

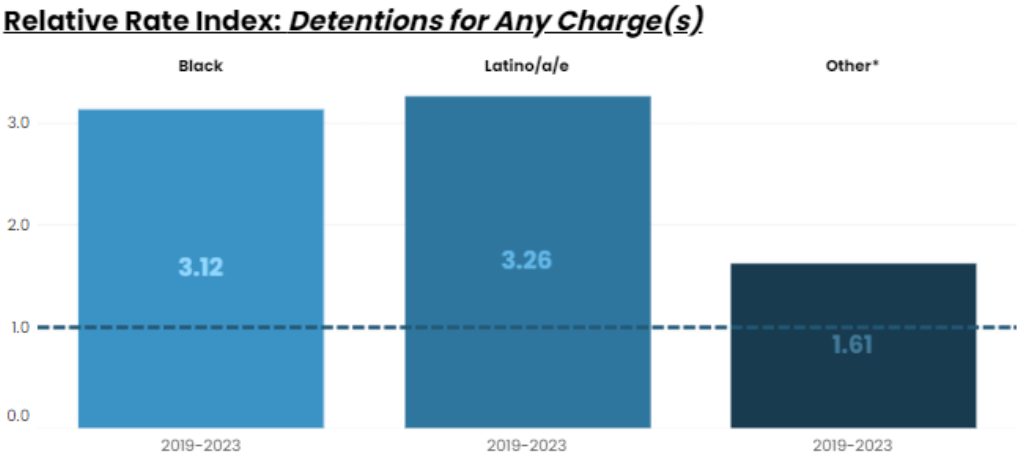
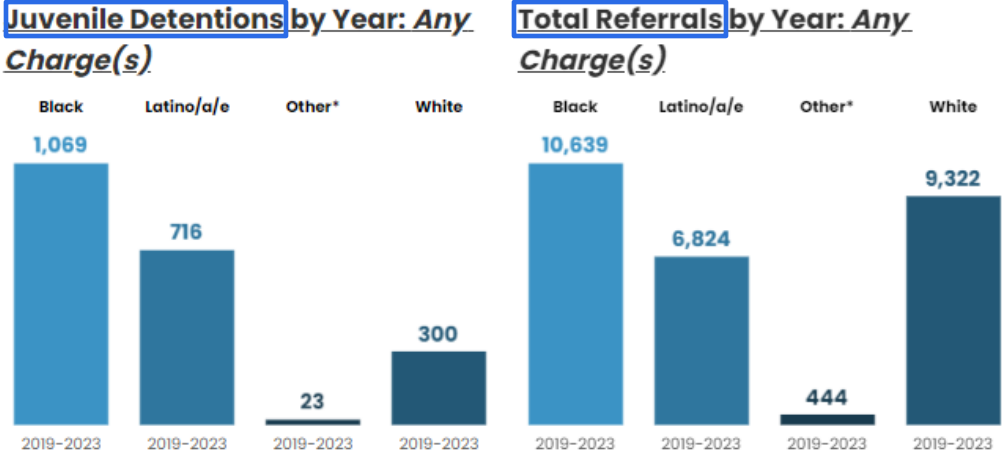


Available in the Equity view:

- Select Period (i.e. 5 years, 3 years, or 1 year)
- Select Year(s)
- Select Gender
- Select Court District
- **Charge type (i.e. Felony, Misdemeanor)**
 - Default selection is "Any" which displays equity comparisons of detention rates overall, including both misdemeanor and felony charges.

Connecticut's Juvenile Justice Equity Dashboard: Detention Measure Equity Comparison

Select Period: Five Year Total | Select Year(s): 2019-2023 | Select Gender: Both | Select Court District: Connecticut | Select Charge Type: Any



Relative Rate Index: A detention rate is calculated as:

$$\frac{\text{Juvenile Detentions}}{\text{Total Referrals}}$$

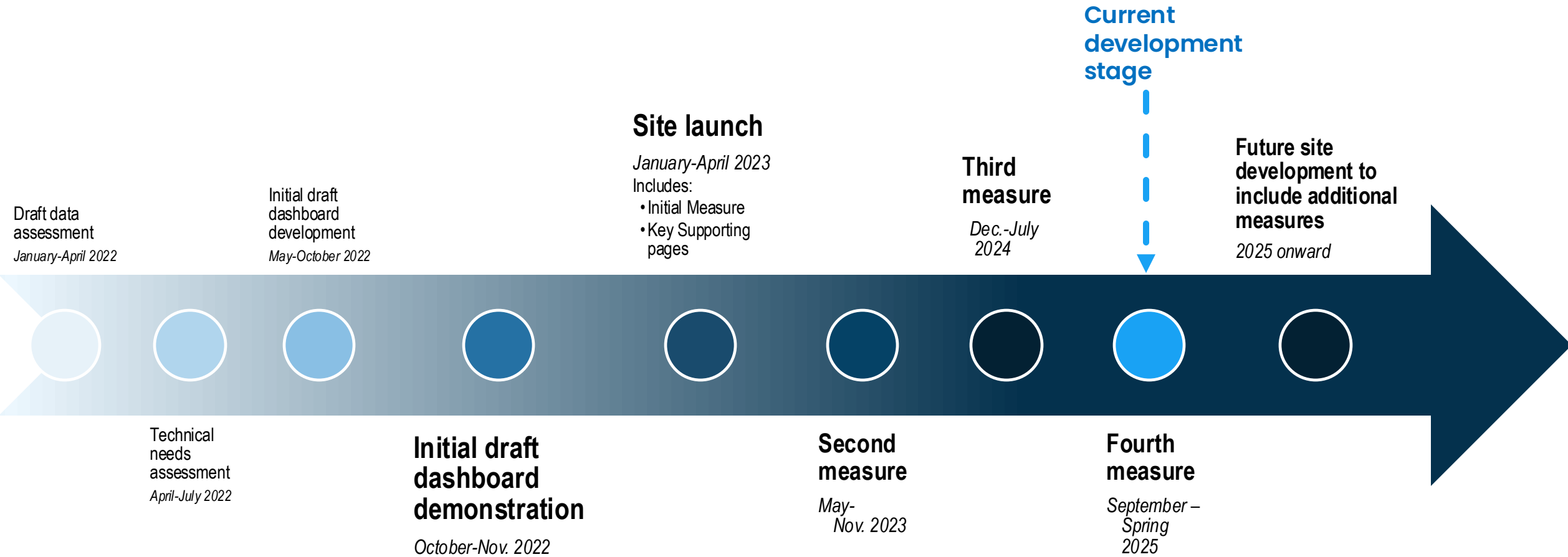
Detention rates for each group are then compared to the white detention rate to produce a **relative rate index (RRI)**.

As shown, the RRI can be interpreted as follows:

In the **five-year period 2019-2023**, including juveniles of **all genders** on **any charge** in the state of **Connecticut**...

- **Black juveniles** were 212% more likely to receive detention
- **Latino/a/e juveniles** were 226% more likely to receive detention
- Juveniles of other races including **Native American/Alaskan Native, Asian and Native Hawaiian/Pacific Islander** were 61% more likely to receive detention

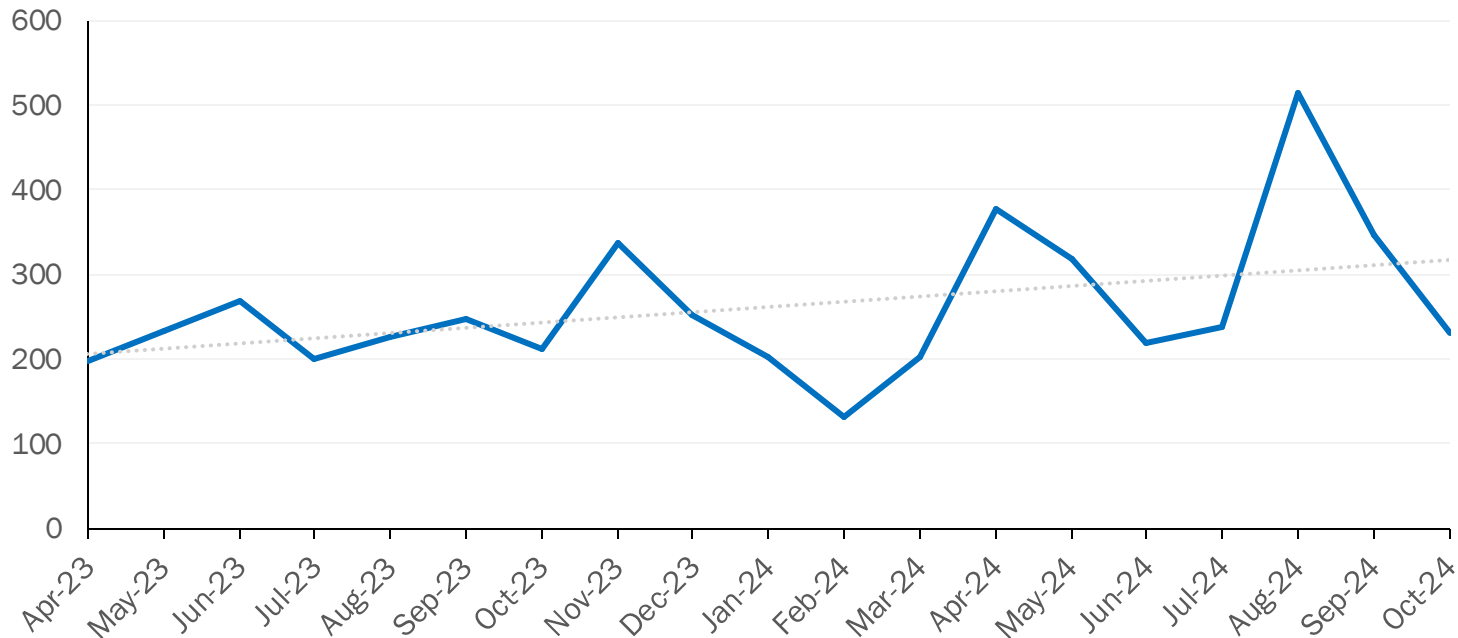
Equity Dashboard Development: Current Timeline



Connecticut's Juvenile Justice Equity Dashboard: Usage since launch

- In April 2023, Connecticut's Juvenile Justice Equity Dashboard tool launched publicly with the release of the Delinquent Referrals measure and About this Dashboard webpages.
 - A 2nd measure, Dispositions of First-Time Felonies, was added in November 2023
- From launch through October 31, 2024, the Equity Dashboard data stories combined have averaged over 250 views monthly.

**Juvenile Justice Equity Dashboard Website Views –
April 2023 through October 2024**



THANK YOU



CONNECTICUT
Policy and Management

OPM wishes to acknowledge :
*Court Support Services Division, **Judicial Branch***
*Data and Policy Analytics Unit, **Office of Policy***
and Management
Tow Youth Justice Institute

As well as the assistance of OPM CJPPD Research Unit staff:
Melissa Beattie
Justin Etheridge